

March 2017 | ₹40

Highlights

Genies

Join Us!



Ages
2-6

America's leading early-childhood magazine is now in India!

What Can I Make?

When I was young, I remember asking my mom, again and again, “What can I make?” Like many children, I loved seeing my ideas come to life in a finished product.

Each month, we include a craft in *Highlights™ Genies*. We hope they help you answer the question I so often posed to my mom. But instead of telling children exactly what to do, our craft directions are filled with open-ended suggestions and alternatives like draw or decorate. We want your child to decide just how his or her finished product should look.

This month, in “Fun with Straws” (page 31), we show three different ways to use straws to make some delightful crafts. Our hope is that at least one of these ideas will inspire your child to get out your craft supplies and discover what he or she can create.

Have fun helping your child make “one-of-a-kind” crafts, this month and every month.

Sincerely,



Richa Shah, Managing Editor
Email me at editor.genies@delhipress.in

Cover art by Jannie Ho Back-cover art by Jannie Ho

Highlights™ Genies celebrates the early years of childhood—a time of discovery when learning happens at every turn. Our magazine is dedicated to helping parents, educators, and other caregivers nurture young children by

- encouraging their natural sense of wonder about the world;
- promoting reasoning, problem solving, and creative self-expression;
- fostering a love of language and a rich vocabulary;
- and inspiring them to be kind, to get along with others, and to grow in self-confidence.

Think Green!

Finished with this issue? Save it to reread in the future, or pass it along to a friend, classroom, or library. If it's too worn to be read anymore, please recycle it.

Editor, Publisher & Printer: Paresh Nath
Managing Editor: Richa Shah
Associate Editor: Madhumitha Srinivasan
Copy Editor: Deepa Nambiar
Design Team: Shalmali Alwe

Editorial Offices: Delhi Press Building, E-3, Jhandewala Estate, Rani Jhansi Marg, New Delhi-110055.
E-mail: highlightsgenies@delhipress.in

For more information, visit
www.delhipress.in/highlightsgenies

Printed & Published by Paresh Nath on behalf of Shobhika Media Private Limited. Printed at Delhi Press Samachar Patra Limited, A-36, Sahibabad, Ghaziabad and Delhi Press, E-3, Jhandewalan Estate, New Delhi-110055 and Published at E-3, Jhandewalan Estate, New Delhi-110055.

This copy is sold on the condition that jurisdiction for all disputes concerning sale, subscription and published matter will be in courts/forums/tribunals at Delhi.

Advertisement & Publication Office:
Delhi Press, E-3, Jhandewala Estate, Rani Jhansi Marg, New Delhi-110055. Phone: 41398888, 23529557-62. Fax: 91-11-23625020.

Ahmedabad: Phone: 079-26577845, Fax: 079-26577063/32989438
Agra: Phone: 0562-3215820
Bangalore: Phone: 080-22029851/22267233
Bhopal: Phone: 0755-2573057
Chennai: Phone: 044-28413161/32994005/28554448
Jaipur: Phone: 0141-3296580
Kolkata: Phone: 033-22298981/22175315
Kochi: Phone: 0484-2371537
Lucknow: Phone: 0522-2218856
Mumbai: Phone: 022-24101192/65766301
New Delhi: Phone: 011-23416313/23417268
Patna: Phone: 0612-2685286
Secunderabad: Phone: 040-27896947/27841596

For subscription contact: subscription@delhipress.in

Highlights High Five—U.S. Team
Editor in Chief: Christine French Cully
Editor: Kathleen Hayes
Art Director: Kelley Cunningham
Copy Editor: Joan Prevette Hyman
CEO: Kent S. Johnson
Vice President, International: Andy Shafran
Editor, International Publishing: Michelle Budzilowicz

Designed for use in all the classrooms of early childhood, including daycare centers, preschools, schools, and the home.



Highlights for Children™ has received the Association of Educational Publishers 2011 Distinguished Achievement Award for Preschool Fiction and the 2010 Preschool Periodical of the Year Award, the Learning Magazine Teachers' Choice™ Award for the Family, the NAPPA Gold and Silver Awards, and awards from Parents' Choice and the National Parenting Center.

Content provided by Highlights for Children, Inc., including translations, © 2016 Highlights for Children, Inc. All other content © 2016 Shobhika Media Private Limited. All rights reserved.

Highlights for Children, 1800 Watermark Drive, Columbus, Ohio 43215 U.S.A., has authorized Shobhika Media to adapt, translate and publish its content for use in this magazine for sale in the Republic of India. Use of the trademarks Highlights™, My First Hidden Pictures™ and That's Silly!™ is with permission, www.Highlights.com.

Reproduction in any manner in any language in whole or part without prior written permission from Highlights for Children is prohibited.

Highlights™ Genies

March 2017



Let's Read Together

- 4 Stand Still, Shadow
- 5 The Adventures of Spot™
- 6 Tex and Indi™: What's Wrong?
- 12 Meera and Kiran: Whose Fault?
- 20 Brave Teddy
- 26 Where Does It Belong?



page 20

Let's Puzzle It Out

- 10 My First Hidden Pictures™ Puzzle
- 16 Waiting for a Train
- 18 That's Silly!™
- 24 Look and Look Again: Flying Kites



page 10

Let's Do It

- 31 Fun with Straws
- 32 Stop and EAT the Flowers!
- 35 On a Spring Day



page 32

Bonus Pages


Finding Home
A *Highlights™ Genies* Board Game



Stand Still, Shadow


By Marilyn Kratz • Art by Bonnie Leick

“Stand still!” I tell my shadow.
“I want to step on you.”
But every time I lift my foot,
My shadow lifts hers, too.



The Adventures of Spot™


By Marileta Robinson • Art by Ron Zalme




Spot's ear itches.




Spot's paw itches.



Spot's back itches.



Spot has fleas everywhere!




"Here, Spot."



Good-bye, fleas!

What's Wrong?


By Lissa Rovetch • Art by Amy Wummer



Tex threw a fluffy red ball to Charlie and said, “Chase it, Charlie!” But Charlie didn’t move. “That’s weird,” said Tex. “Charlie always chases that ball.”

Indi reached over to pet Charlie, but he didn’t want to be touched. He jumped back and hissed unhappily.

“Hmm. Charlie acts as if he’s in pain,” said Dad. “We’d better take him to the vet.”



“*Meow! Meow! Meow!*” Charlie complained the whole way there.

“It’s OK,” Tex told him. “The car ride will be over soon.”

“I’m worried,” said Indi. “What could be wrong?”


“Dr. Lee will help us figure out what’s bothering our little kitty,” said Dad.



Dad was right. Dr. Lee quickly discovered what was wrong. She found a thorn stuck deep in Charlie's paw. Very carefully and very gently, she pulled the thorn out and then said, "There you go, Charlie. A little rest, and you'll be as good as new."

When they got home,
Tex and Indi fixed Charlie
an extra-cozy spot.

“Come lie down, Charlie,”
said Indi. “You need to rest
after your big day.”



But Charlie had other ideas! 

My First Hidden Pictures™ Puzzle

Find these objects hidden in the big picture.



Ice-Cream Cone



Pencil



Hot Dog



Glove



Hat



Snail



Scissors



Fish



Ruler

One for You

By Julie Dillemoth

Farah had one slice of bread,
But two birds came up to be fed.
She tore her slice of bread in two.
“One for you, and one for you!”



Art by Kelly Kennedy



Whose Fault?

By Nandini Nayar

Art by Sonal and Sumit

Meera and Kiran

Meera and Kiran walked through the door after a birthday party, looking sad.

“What happened?” Ma asked.

“We were late! We missed the the cake-cutting,” Meera said glumly.

“It’s Pa’s fault. He didn’t drive fast. He should have gone *zooooooom!*” Kiran said.





“Hmmm...Who was playing with Ginger all afternoon?” Ma asked the kids.

“We were,” the two said.

“I called repeatedly,” Ma said. “But someone didn’t hear me. I wonder who it was?”

“It was me, Ma,” Meera said. “Kiran was shouting!”

“I was shouting because Ginger was barking!” Kiran said.

“I asked someone to get their clothes ready for the party,” Ma said. “I don’t remember who it was.”

“You asked us to keep our clothes ready!” Kiran said. “But we forgot!”

“Oh, yes. Now I remember!” Ma said.



“I told someone to secure Ginger so that he wouldn’t run after you. Who was that?” Ma asked.

“Me!” Kiran said.

“Me, too!” Meera said.

“And who forgot to do this?” Ma asked.

“We forgot!” Meera and Kiran said together.



“And what happened because of that?” Ma asked.

“Ginger ran after us, so we had to bring him back into the house!” they said.

“Is it still Pa’s fault that you were late to the party?” Ma asked. Meera and Kiran thought of all the things they hadn’t done.

“No,” they replied, shaking their heads.


“So, whose fault was it?” Ma asked.

“Our fault,” Meera and Kiran said.

“But we have another party tomorrow,” Meera remembered.

“And we will do everything on time,” Kiran said.

“It will be our fault that we’ll get there on time!” they laughed. 🌀





How many trains are in the station?

When one train leaves, how many will be left?

How many people are reading?

How many people are sitting on benches?

How many dogs do you see?

How many animals do you see?

That's Silly!™

Art by Mike Dammer





What
silly things
do you see?

Brave Teddy

By Marileta Robinson • Art by Qin Leng



When thunder rumbles in the sky,
Teddy doesn't frown or cry.




And if he tumbles down the stairs,
he smiles to show he doesn't care.




And if I put him on the slide,
he wants to take another ride.



But when we go to bed at night, I have to whisper “It’s all right.” He doesn’t like the dark, you see, unless he’s snuggled close to me. 

Flying Kites

Art by David Helton



How are these pictures the same?



How are these pictures different?

Where Does It Belong?

By Jeanne Barrett Hargett • Art by Deborah Melmon



“Something near our fence looks as if it might be lost,” said Mom.

Kara looked out the window. “I see our cow, some white hens, and our horse near the fence. But they aren’t lost.”



Mom said, “What I see is smaller than a cow, a horse, and a hen.”

Kara said, “My red shovel is small, but it’s not lost. It’s in the sandbox where it belongs. And the gray squirrel on the branch isn’t lost. He lives in our tree.”



Mom shaped her hands like a cup and said, “It’s small enough to hold like this, and it isn’t white or red or gray.”

Kara said, “Oh, now I think I know! Is it yellow?”




“Yes, it is yellow!” said Mom. “What can we do to make sure it’s safe?”

Kara smiled at her mother and said, “It won’t be safe in my sandbox. And a tree isn’t the right place. I know where it belongs.”



So they went outside and Kara put the small yellow chick back in the barn.




Fun with Straws

By Valerie Deneen

You Need

- Straws
- Tape
- Coffee stirrers
- Chenille stems
- Lightweight white paper
- Markers



Straw rockets: Cut a paper straw the length of a finger. Cover one end with tape. Insert a coffee stirrer into the straw and blow into the stirrer to launch the straw “rocket.”

Paper Rockets:

Cut strips of white paper and decorate with markers. Roll each strip around a straw. Close the long side and one short end with tape. To launch your paper “rocket,” blow hard!

Paper or straw— which rocket travels farther?

Bracelets:

Cut colorful plastic straws into small pieces. Thread the straw “beads” onto a chenille stem. Twist the ends together.



Photos by Guy Cali Associates, Inc. and Delhi Press studio.



Stop and EAT the

By Jess Thomson

For the flowers:

You Need

- Cucumbers
- Carrots
- Red bell pepper
- Green apple
- Pea pods
- Cherry tomatoes
- Green beans
- Broccoli
- Blueberries

Before You Begin

Cut the cucumbers into thin, long pieces. Slice a carrot to make small round pieces. Cut the red pepper into thin strips. Cut the apple (peel on) into matchstick-sized pieces.



For the dip:

You Need

- ½ lemon
- 500 grams cooked white kidney beans
- 1 tablespoon olive oil
- ½ clove garlic, crushed
- Salt and pepper to taste
- 2 tablespoons chopped fresh parsley

1. To make the dip, squeeze half a lemon. Then put the lemon juice and the rest of the ingredients into a blender. Process until smooth. Put it in the refrigerator for several hours or overnight.

Photos by Guy Cali Associates, Inc.
Background photo by iStock/tashka2000



Flowers!


Make your own dip and enjoy these tasty vegetable "flowers."



2. To make a carrot flower, place a cucumber piece on a large platter. Add two pea pods as leaves. Put a cherry tomato at the top of the "stem" for the flower center, and arrange carrot "petals" around the tomato.

3. To make a red-pepper flower, put a green bean on the platter. Add broccoli "leaves." Put a round carrot slice or tomato above the "stem." Add red pepper "petals."

4. Make more flowers. Then add green apple "grass" and some blueberry "flowers."



On a Spring Day

An Action Rhyme

By Marilyn Kratz
Art by Clair Rossiter

Skip down
the road.



Climb up
a tree.



Pat the green grass.



Stretch in
the sun.





Hop like a bunny, one, two, three.



and run, run, run!

Take a deep breath,

Thanks for reading

Highlights Genies

Time to wake up!

Help the sleepy groundhog find his way outside.



Art by Anja Boretzki



Look for these pictures inside the magazine.

A. page 20 B. page 34 C. page 16 D. page 13